



## **YOUR SCHOOLS'** 2014 UPDATE DATA

From NNPS for  
Calcasieu Parish School Board  
Jessica Elmore  
NNPS Coordinator

National Network of Partnership Schools  
Johns Hopkins University

February 2015

In addition to the summary report on *all* schools in NNPS, we provide a *customized set* of comparative figures for all districts and organizations where 8 schools or more returned their *2014 School UPDATE* surveys. This report will enable you to compare your schools' responses on eight measures of partnership program development with schools in NNPS from across the country.

You can use this report to review the quality and progress of **YOUR Schools'** programs of family and community involvement and identify areas that need attention and improvement this year and in the future.

Please note: The customized figures for YOUR schools refer only to the schools that were members of NNPS for at least one year, returned the *2014 School UPDATE*, and renewed active membership for the 2014-15 school year. The number of your schools is noted at bottom left on each figure.

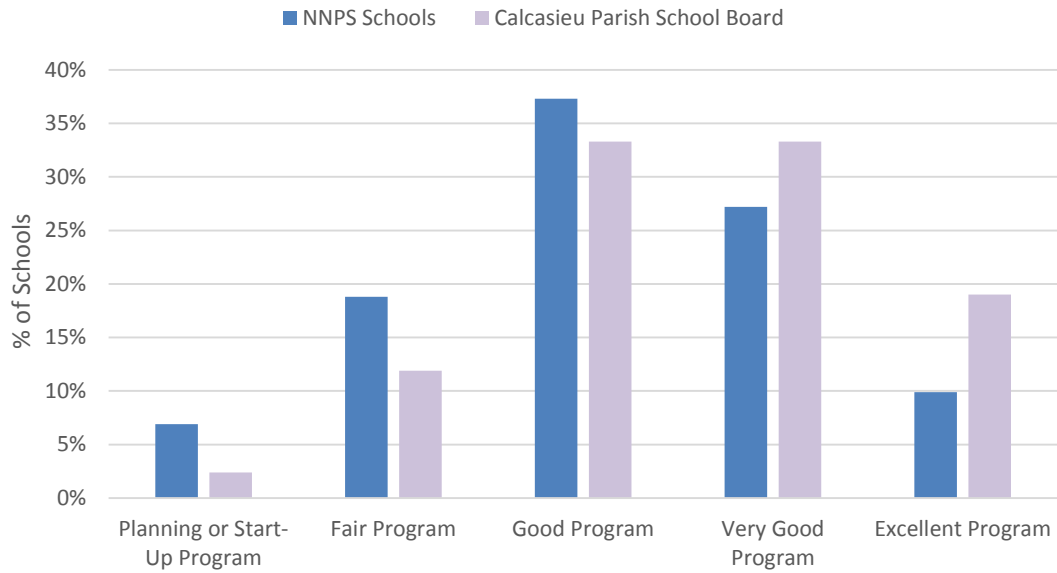
If all schools in your district are not accounted for, the remaining schools are welcome to join NNPS. If all schools evaluate their programs each year, NNPS can provide you with the most reliable data on your district's overall progress in developing research-based programs of family and community involvement. You can find School Membership Forms on the NNPS website, [www.partnershipschools.org](http://www.partnershipschools.org), in the section Join NNPS.

We hope this comparative report is useful to you. If you have any questions about your next steps, contact an NNPS Senior Program Facilitator:

Marsha Greenfeld – [mgreenfeld@jhu.edu](mailto:mgreenfeld@jhu.edu)  
Brenda Thomas – [bthomas@jhu.edu](mailto:bthomas@jhu.edu)

We look forward to working with you and your schools to ensure another year of progress in engaging families and communities in ways that contribute to student success in school.

**Figure 1**  
**% of ATPs Rating of Overall Program Quality in 2014**

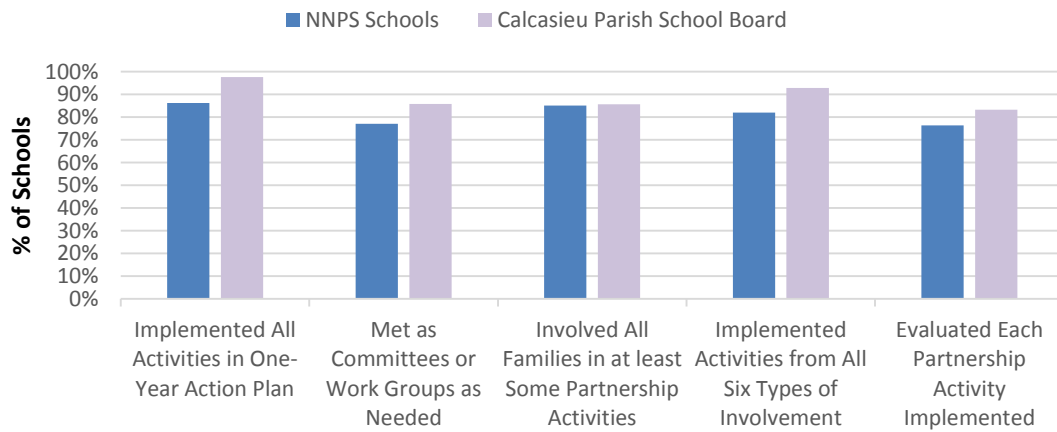


N = 409 Schools

N = 42 Calcasieu Parish School Board

Source: 2014 School UPDATE Survey

**Figure 2**  
**% ATPs Rating of Partnership Program Implementation as "OK" or "Very Well" in 2014**

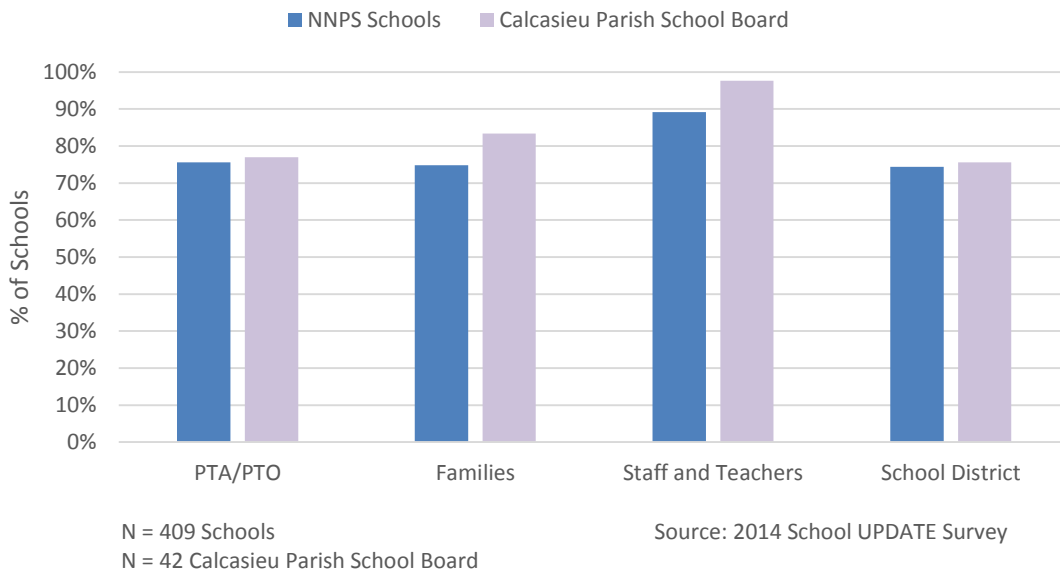


N = 409 Schools

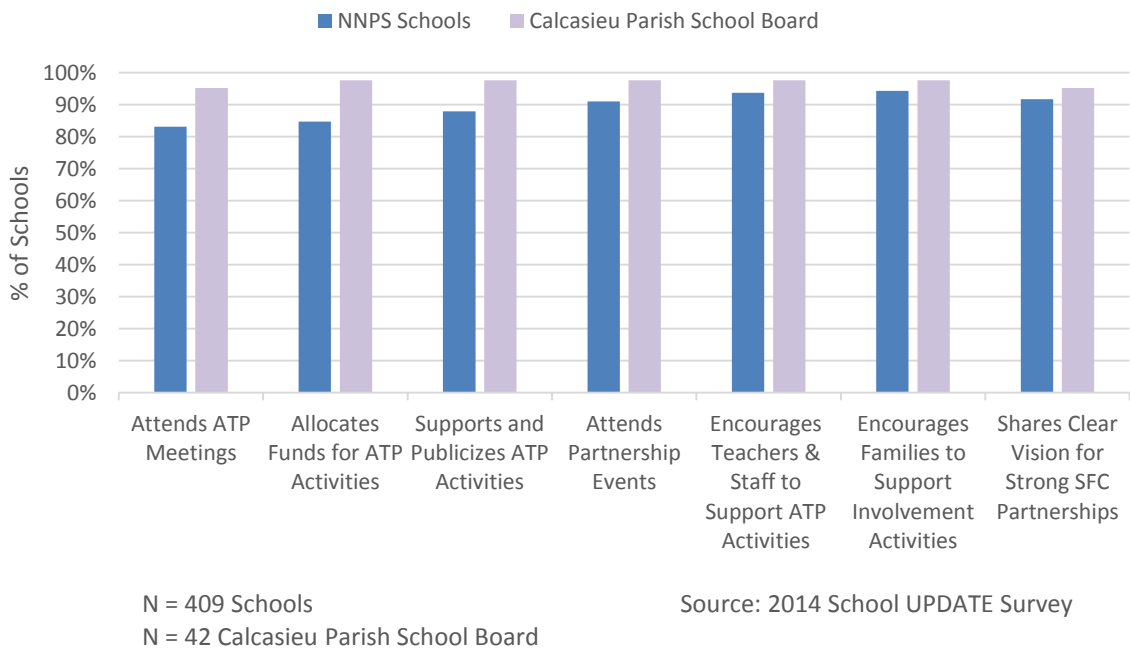
N = 42 Calcasieu Parish School Board

Source: 2014 School UPDATE Survey

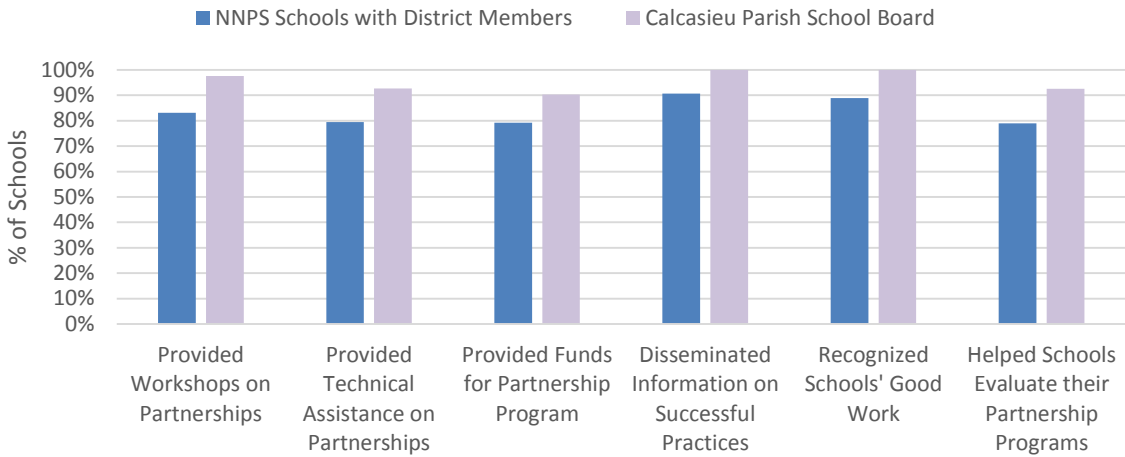
**Figure 3**  
**ATP Reports of Reporting Progress to Various Groups in 2014**



**Figure 4**  
**ATP Reports of Principal "Always" or "Often" Supporting Partnership Program in 2014**



**Figure 5**  
**% ATPs that Reported Support from their Districts in 2014**

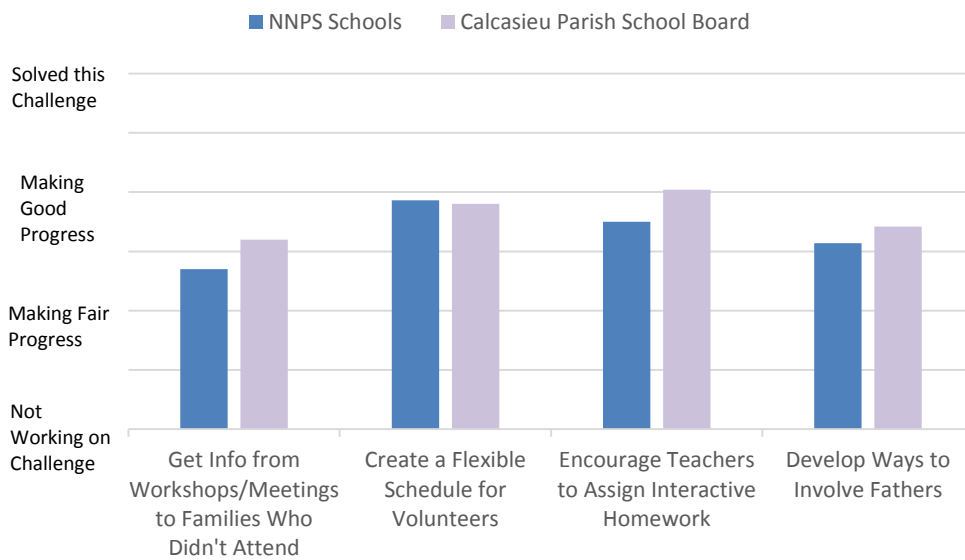


N = 409 Schools

N = 42 Calcasieu Parish School Board

Source: 2014 School UPDATE Survey

**Figure 6**  
**Average Degree to which ATPs Reported Working to "Meet the Challenges" in 2014**

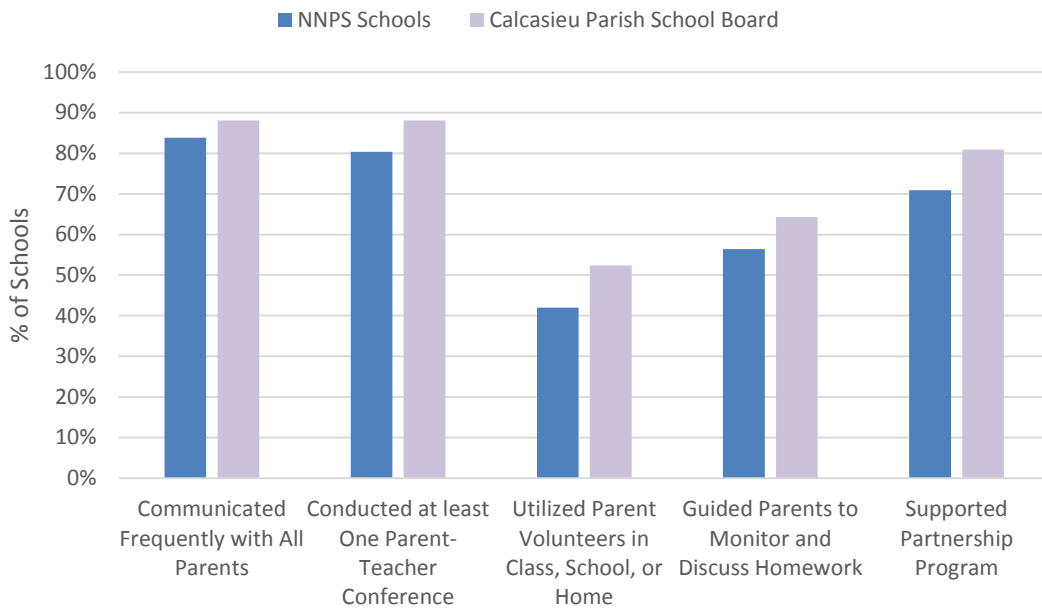


N = 409 Schools

N = 42 Calcasieu Parish School Board

Source: 2014 School UPDATE Survey

**Figure 7**  
**% of ATPs Reporting 75% of More of Teachers Working with Parents in 2014**

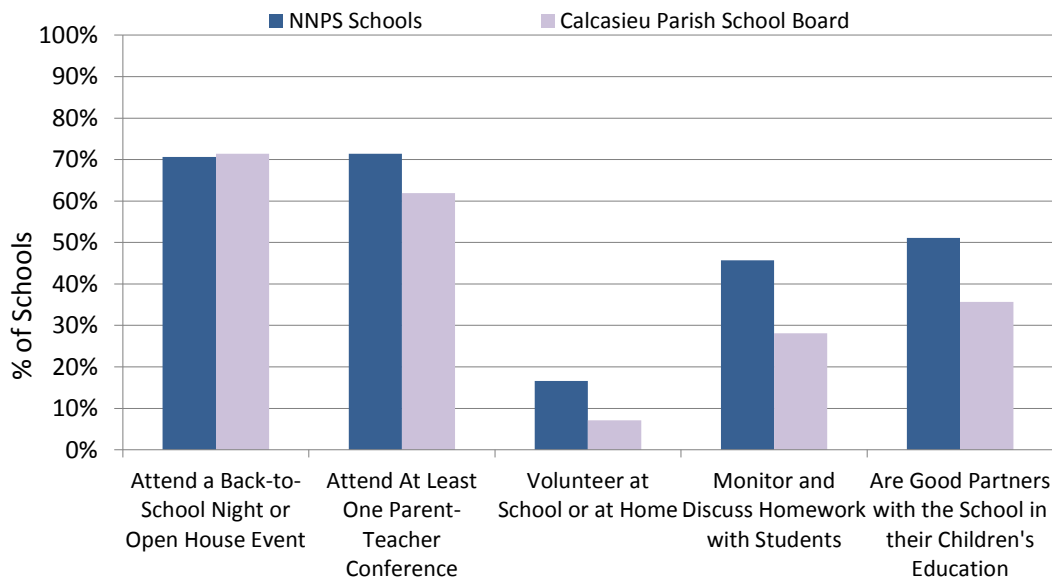


N = 409 Schools

N = 42 Calcasieu Parish School Board

Source: 2014 School UPDATE Survey

**Figure 8**  
**ATPs Reporting 75% or More of Parent Participation in 2014**



N = 409 Schools

N = 42 Calcasieu Parish School Board

Source: 2014 School UPDATE Survey